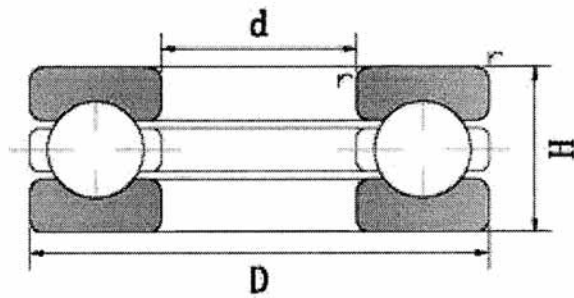


止推滾珠軸承

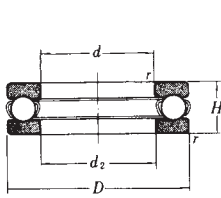




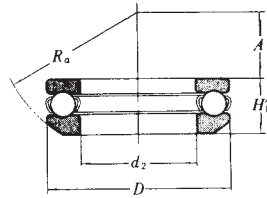
型號	內輪 內徑 d	外輪外 徑 D	外輪內 徑 d1	內輪外 徑 D1	高度 H	基本額定動 負荷 Cr(N)	基本額定靜 負荷 Cor(N)	極限轉速		鋼球	
								rpm		個數	直徑
								脂潤滑	油潤滑		
F3-8M	3	8	3.2	7.8	3.5	600	480	11000	15000	6	1.588
F4-9M	4	9	4.2	8.8	4	800	520	8000	12000	6	1.588
F4-10M	4	10	4.2	9.8	4	658	580	6000	10000	6	1.588
F5-10M	5	10	5.2	9.8	4	950	830	5100	8100	7	1.588
F5-11M	5	11	5.2	10.8	4.5	988	880	5000	8000	7	1.588
F5-12M	5	12	5.2	11.8	4	988	880	5000	8000	7	1.588
F6-12M	6	12	6.2	11.8	4.5	1600	1255	5000	7000	8	2
F6-14M	6	14	6.25	13.8	5	1800	1588	4000	7000	8	2.381
F7-13M	7	13	7.2	16.8	4.5	1422	1255	4000	7000	9	2
F7-15M	7	15	7.2	14.8	5	2200	2000	3600	7100	8	2.5
F7-17M	7	17	7.2	16.8	6	2600	2256	3500	7000	8	2.381
F8-16M	8	16	8.2	15.8	5	3000	2500	4000	8000	9	3
F8-19M	8	19	8.2	18.8	7	3452	3000	3000	5000	8	3.175
F9-17M	9	17	9.2	16.8	5	627	578	2500	4500	10	2.381
F9-20M	9	20	9.2	19.8	7	3356	2999	2500	4500	8	3.175
F10-18M	10	18	10.2	17.8	5.5	2721	2230	2500	4500	10	2.381

止推滾珠軸承


内径 10~50 mm



平面座形



調心座形

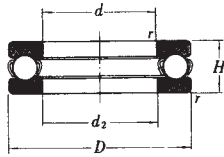


調心座金付

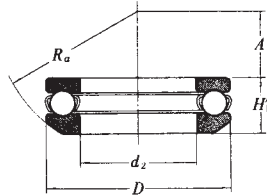
主要寸法(mm)						基本型號			基本定格荷重(kgf)		極限速率(rpm)	
d	D	H	H ₁	H ₁	r	平面座形	調心座形	調心座金付	C	C ₀	脂潤滑	油潤滑
10	24	9	—	—	0.5	51100	—	—	795	1180	6700	10000
	26	11	11.6	13	1	51200	53200	53200 U	1010	1440	6000	9000
12	26	9	—	—	0.5	51101	—	—	820	1300	6700	10000
	28	11	11.4	13	1	51201	53201	53201 U	1050	1610	5600	8500
15	28	9	—	—	0.5	51102	—	—	835	1420	6300	9500
	32	12	13.3	15	1	51202	53202	53202 U	1320	2100	5000	7500
17	30	9	—	—	0.5	51103	—	—	905	1650	6300	9500
	35	12	13.2	15	1	51203	53203	53203 U	1360	2320	5000	7500
20	35	10	—	—	0.5	51104	—	—	1190	2250	5300	8000
	40	14	14.7	17	1	51204	53204	53204 U	1770	3200	4000	6000
25	42	11	—	—	1	51105	—	—	1560	3150	4500	6700
	47	15	16.7	19	1	51205	53205	53205 U	2210	4250	3800	5600
	52	18	19.8	22	1.5	51305	53305	53305 U	2840	5200	3200	4800
	60	24	26.4	29	1.5	51405	53405	53405 U	4400	7550	2600	4000
30	47	11	—	—	1	51106	—	—	1640	3550	4300	6500
	52	16	17.8	20	1	51206	53206	53206 U	2340	4900	3400	5300
	60	21	22.6	25	1.5	51306	53306	53306 U	3400	6650	2800	4200
	70	28	30.1	33	1.5	51406	53406	53406 U	5800	10600	2200	3400
35	52	12	—	—	1	51107	—	—	1760	4200	4000	6000
	62	18	19.9	22	1.5	51207	53207	53207 U	3100	6600	3000	4500
	68	24	25.6	28	1.5	51307	53307	53307 U	4400	8850	2500	3700
	80	32	34	37	2	51407	53407	53407 U	6900	13100	2000	3000
40	60	13	—	—	1	51108	—	—	2160	5300	3600	5300
	68	19	20.3	23	1.5	51208	53208	53208 U	3750	8300	2800	4200
	78	26	28.5	31	1.5	51308	53308	53308 U	5500	11400	2200	3300
	90	36	38.2	42	2	51408	53408	53408 U	8150	15900	1700	2600
45	65	14	—	—	1	51109	—	—	2240	5850	3400	5000
	73	20	21.3	24	1.5	51209	53209	53209 U	3850	8850	2600	4000
	85	28	30.1	33	1.5	51309	53309	53309 U	6350	13800	2000	3000
	100	39	42.4	46	2	51409	53409	53409 U	10100	20800	1600	2400
50	70	14	—	—	1	51110	—	—	2310	6350	3200	4800
	78	22	23.5	26	1.5	51210	53210	53210 U	3900	9400	2400	3600
	95	31	34.3	37	2	51310	53310	53310 U	7700	17000	1800	2800
	110	43	45.6	50	2.5	51410	53410	53410 U	11600	24400	1400	2200

止推滾珠軸承

内徑 55~100 mm



平面座形



調心座形

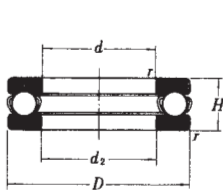


調心座金付

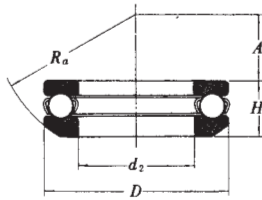
主要寸法(mm)						基本型號			基本定格荷重(kgf)		極限速率(rpm)	
d	D	H	H ₁	H _l	r	平面座形	調心座形	調心座金付	C	Co	脂潤滑	油潤滑
55	78	16	—	—	1	51111	—	—	2790	7850	2800	4300
	90	25	27.3	30	1.5	51211	53211	53211 U	5550	13400	2100	3200
	105	35	39.3	42	2	51311	53311	53311 U	9100	20600	1600	2400
	120	48	50.5	55	2.5	51411	53411	53411 U	14300	29500	1300	1900
60	85	17	—	—	1.5	51112	—	—	3300	9500	2600	4000
	95	26	28	31	1.5	51212	53212	53212 U	5700	14300	2000	3000
	110	35	38.3	42	2	51312	53312	53312 U	9400	22200	1600	2400
	130	51	54	58	2.5	51412	53412	53412 U	16000	33500	1200	1800
65	90	18	—	—	1.5	51113	—	—	3350	9900	2500	3800
	100	27	28.7	32	1.5	51213	53213	53213 U	6000	15900	1900	2800
	115	36	39.4	43	2	51313	53313	53313 U	9700	23800	1600	2300
	140	56	60.2	65	3	51413	53413	53413 U	18400	41500	1100	1600
70	95	18	—	—	1.5	51114	—	—	3450	10700	2400	3600
	105	27	28.8	32	1.5	51214	53214	53214 U	5900	15900	1900	2800
	125	40	44.2	48	2	51313	53314	53314 U	10800	26400	1400	2000
	150	60	63.6	69	3	51414	53414	53414 U	19900	46500	1000	1500
75	100	19	—	—	1.5	51115	—	—	3500	11100	2200	3400
	110	27	28.3	32	1.5	51215	53215	53215 U	6200	17600	1800	2700
	135	44	48.1	52	2.5	51315	53315	53315 U	12500	31000	1300	1900
	160	65	69	75	3	51415	53415	53415 U	20100	47500	950	1400
80	105	19	—	—	1.5	51116	—	—	3550	11900	2200	3300
	115	28	29.5	32	1.5	51216	53216	53216 U	6300	18500	1700	2600
	140	44	47.6	52	2.5	51316	53316	53316 U	13000	33000	1200	1800
	170	68	72.2	78	3.5	51416	53416	53416 U	21500	52500	900	1400
85	110	19	—	—	1.5	51117	—	—	3650	12700	2200	3200
	125	31	33.1	37	1.5	51217	53217	53217 U	7650	22300	1600	2400
	150	49	53.1	58	2.5	51317	53317	53317 U	16400	41500	1100	1700
	180	72	77	83	3.5	51417	53417	53417 U	24400	63500	850	1300
90	120	22	—	—	1.5	51118	—	—	4800	16100	2000	3000
	135	35	38.5	42	2	51218	53218	53218 U	9050	26200	1400	2200
	155	50	54.6	59	2.5	51318	53318	53318 U	16900	44000	1100	1600
	190	77	81.2	88	3.5	51418	53418	53418 U	26000	70000	800	1200
100	135	25	—	—	1.5	51120	—	—	6800	22600	1700	2600
	150	38	40.9	45	2	51220	53220	53220 U	10700	31500	1300	1900
	170	55	59.2	64	2.5	51320	53320	53320 U	18800	50500	1000	1500
	210	85	90	98	4	51420	53420	53420 U	29300	83000	710	1100

止推滾珠軸承

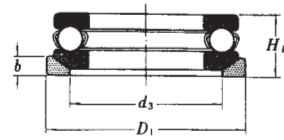
內徑 110~190 mm



平面座形



調心座形

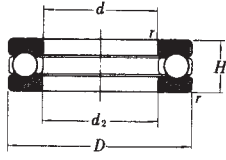


調心座金付

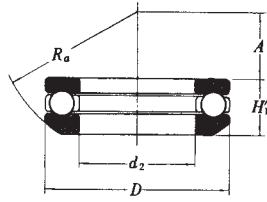
主要寸法(mm)						基本型號			基本定格荷重(kgf)		極限速率(rpm)	
d	D	H	H ₁	H ₁	r	平面座形	調心座形	調心座金付	C	Co	脂潤滑	油潤滑
110	145	25	—	—	1.5	51122	—	—	6850	23500	1600	2400
	160	38	40.2	45	2	51222	53222	53222 U	10800	33500	1200	1900
	190	63	67.2	72	3	51322	53322	53322 U	22300	63500	900	1300
	230	95	99.7	109	4	51422	53422	53422 U	32500	97500	630	950
120	155	25	—	—	1.5	51124	—	—	7100	26000	1600	2400
	170	39	40.8	46	2	51224	53224	53224 U	11200	36500	1200	1800
	210	70	74.1	80	3.5	51324	53324	53324 U	25900	78500	800	1200
	250	102	107.3	118	5	51424	53424	53424 U	38000	118000	600	850
130	170	30	—	—	1.5	51126	—	—	8100	28700	1400	2000
	190	45	47.9	53	2.5	51226	53226	53226 U	14600	46500	1100	1600
	225	75	80.3	86	3.5	51326	53326	53326 U	27600	86500	750	1100
	270	110	115.2	128	5	51426	53426	53426 U	41500	134000	530	800
140	180	31	—	—	1.5	51128	—	—	8300	31000	1300	2000
	200	46	48.6	55	2.5	51228	53228	53228 U	14800	48500	1000	1500
	240	80	84.9	92	3.5	51328	53328	53328 U	29300	95000	670	1000
	280	112	117	131	5	51428	53428	53428 U	43500	148000	530	750
150	190	31	—	—	1.5	51130	—	—	8550	33000	1300	1900
	215	50	53.3	60	2.5	51230	53230	53230 U	18900	62000	950	1400
	250	80	83.7	92	3.5	51330	53330	53330 U	30500	101000	670	1000
	300	120	125.9	140	5	51430	53430	53430 U	49000	170000	480	710
160	200	31	—	—	1.5	51132	—	—	8800	35000	1200	1900
	225	51	54.7	61	2.5	51232	53232	53232 U	19800	68000	900	1300
	270	87	91.7	100	4	51332	53332	53332 U	35500	124000	600	900
	320	130	135.3	150	6	51432	53432	53432 U	51000	187000	450	670
170	215	34	—	—	2	51134	—	—	10500	42000	1100	1700
	240	55	58.7	66	2.5	51234	53236	53234 U	22300	77000	850	1200
	280	87	91.3	100	4	51334	53336	53334 U	37000	133000	600	900
	340	135	141	156	6	51434	53436	53434 U	56500	210000	430	630
180	225	34	—	—	2	51136	—	—	10800	44500	1100	1700
	250	56	58.2	66	2.5	51236	53236	53236 U	22600	80500	800	1200
	300	95	99.3	109	4	51336	53336	53336 U	38000	142000	560	800
	360	140	148.3	164	6	51436	53436	53436 U	59000	231000	400	600
190	240	37	—	—	2	51138	—	—	12700	52500	1000	1500
	270	62	65.7	73	3	51238	53238	53238 U	25500	93500	750	1100
	320	105	111	121	5	51338	53338	53338 U	43500	165000	500	750

止推滾珠軸承

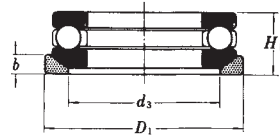
內徑 200~360 mm



平面座形



調心座形

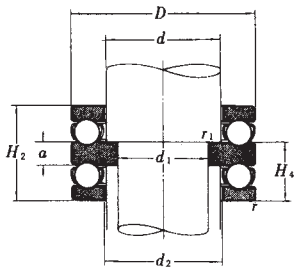


調心座金付

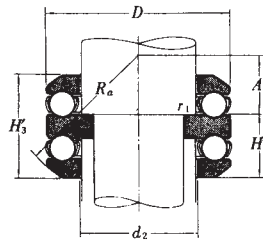
主要寸法寸 法(mm)						基 本 型 號			基本定格荷重(kgf)		極限速率(rpm)	
d	D	H	H ₁	H ₁	r	平面座形	調心座形	調心座金付	C	Co	脂潤滑	油潤滑
200	250	37	—	—	2	51140	—	—	12800	54000	1000	1500
	280	62	65.3	74	3	51240	53240	53240 U	25200	93500	710	1100
	340	110	118.4	130	5	51340	53340	53340 U	47500	188000	480	710
220	270	37	—	—	2	51144	—	—	13200	58500	950	1400
	300	63	65.6	75	3	51244	53244	53244 U	26000	102000	710	1000
240	300	45	—	—	2.5	51148	—	—	17500	77500	800	1200
	340	78	81.6	92	3.5	51248	53248	53248 U	33500	140000	560	850
260	320	45	—	—	2.5	51152	—	—	18100	84000	800	1200
	360	79	82.8	93	3.5	51252	53252	53252 U	34000	146000	560	800
280	350	53	—	—	2.5	51156	—	—	24900	111000	710	1000
	380	80	85	94	3.5	51256	53256	53256 U	36000	165000	530	800
300	380	62	—	—	3	51160	—	—	28400	132000	600	900
	420	95	100.5	112	4	51260	53260	53260 U	43000	204000	450	670
320	400	63	—	—	3	51164	—	—	29200	140000	600	900
	440	95	100.5	112	4	51264	53264	53264 U	46500	226000	450	670
340	420	64	—	—	3	51168	—	—	29600	149000	560	850
	460	96	100.3	113	4	51268	53268	53268 U	47000	236000	430	650
360	440	65	—	—	3	51172	—	—	30500	157000	560	800
	500	110	116.7	130	5	51272	53272	53272 U	56000	295000	380	560

止推滾珠軸承

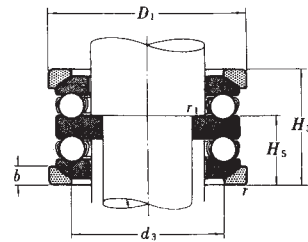
內徑 15~70 mm



平面座形



調心座形

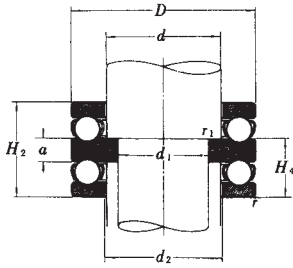


調心座金付

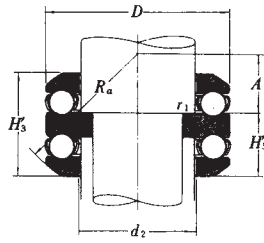
主要寸法(mm)								基本型號			基本定格荷重(kgf)		極限速率(rpm)	
d	d ₁	D	H ₂	H ₃	H ₄	r	r ₁	平面座形	調心座形	調心座金付	C	Co	脂潤滑	油潤滑
15	10	32	22	24.6	28	1	0.5	52202	54202	54202 U	1320	2100	5000	7500
20	15	40	26	27.4	32	1	0.5	52204	54204	54204 U	1770	3200	4000	6000
25	20	47	28	31.4	36	1	0.5	52205	54205	54205 U	2210	4250	3800	5600
	20	52	34	37.6	42	1.5	0.5	52305	54305	54305 U	2840	5200	3200	4800
	15	60	45	49.8	55	1.5	1	52405	54405	54405 U	4400	7550	2600	4000
30	25	52	29	32.6	37	1	0.5	52206	54206	54206 U	2340	4900	3400	5300
	25	60	38	41.2	46	1.5	0.5	52306	54306	54306 U	3400	6650	2800	4200
	20	70	52	56.2	62	1.5	1	52406	54406	54406 U	5800	10600	2200	3400
35	30	62	34	37.8	42	1.5	0.5	52207	54207	54207 U	3100	6600	3000	4500
	30	68	44	47.2	52	1.5	0.5	52307	54307	54307 U	4400	8850	2500	3700
	25	80	59	63	69	2	1	52407	54407	54407 U	6900	13100	2000	3000
40	30	68	36	38.6	44	1.5	1	52208	54208	54208 U	3750	8300	2800	4200
	30	78	49	54	59	1.5	1	52308	54308	54308 U	5500	11400	2200	3300
	30	90	65	69.4	77	2	1	52408	54408	54408 U	8150	15900	1700	2600
45	35	73	37	39.6	45	1.5	1	52209	54209	54209 U	3850	8850	2600	4000
	35	85	52	56.2	62	1.5	1	52309	54309	54309 U	6350	13800	2000	3000
	35	100	72	78.8	86	2	1	52409	54409	54409 U	10100	20800	1600	2400
50	40	78	39	42	47	1.5	1	52210	54210	54210 U	3900	9400	2400	3600
	40	95	58	64.6	70	2	1	52310	54310	54310 U	7700	17000	1800	2800
	40	110	78	83.2	92	2.5	1	52410	54410	54410 U	11600	24400	1400	2200
55	45	90	45	49.6	55	1.5	1	52211	54211	54211 U	5550	13400	2100	3200
	45	105	64	72.6	78	2	1	52311	54311	54311 U	9100	20600	1600	2400
	45	120	87	92	101	2.5	1	52411	54411	54411 U	14300	29500	1300	1900
60	50	95	46	50	56	1.5	1	52212	54212	54212 U	5700	14300	2000	3000
	50	110	64	70.6	78	2	1	52312	54312	54312 U	9400	22200	1600	2400
	50	130	93	99	107	2.5	1	52412	54412	54412 U	16000	33500	1200	1800
65	55	100	47	50.4	57	1.5	1	52213	54213	54213 U	6000	15900	1900	2800
	55	115	65	71.8	79	2	1	52313	54313	54313 U	9700	23800	1600	2300
	50	140	101	109.4	119	3	1.5	52413	54413	54413 U	18400	41500	1100	1600
70	55	105	47	50.6	57	1.5	1.5	52214	54214	54214 U	5900	15900	1900	2800
	55	125	72	80.4	88	2	1.5	52314	54314	54314 U	10800	26400	1400	2000
	55	150	107	114.2	125	3	1.5	52414	54414	54414 U	19900	46500	1000	1500

止推滾珠軸承

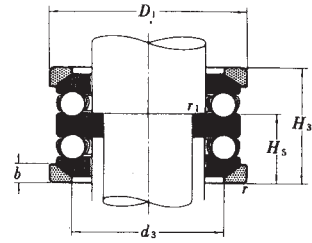
內徑 75 ~ 160 mm



平面座形



調心座形



調心座金付

主要寸法(mm)								基本型號			基本定格荷重(kgf)		極限速率(rpm)	
d	d ₁	D	H ₂	H ₃	H ₃	r	r ₁	平面座形	調心座形	調心座金付	C	Co	脂潤滑	油潤滑
75	60	110	47	49.6	57	1.5	1.5	52215	54215	54215 U	6200	17600	1800	2700
	60	135	79	87.2	95	2.5	1.5	52315	54315	54315 U	12500	31000	1300	1900
	60	160	115	123	135	3	1.5	52415	54415	54415 U	20100	47500	950	1400
80	65	115	48	51	58	1.5	1.5	52216	54216	54216 U	6300	18500	1700	2600
	65	140	79	86.2	95	2.5	1.5	52316	54316	54316 U	13000	33000	1200	1800
	65	170	120	128.4	140	3.5	1.5	52416	54416	54416 U	21500	52500	900	1400
85	70	125	55	59.2	67	1.5	1.5	52217	54217	54217 U	7650	22300	1600	2400
	70	150	87	95.2	105	2.5	1.5	52317	54317	54317 U	16400	41500	1100	1700
	65	180	128	138	150	3.5	2	52417	54417	54417 U	24400	63500	850	1300
90	75	135	62	69	76	2	1.5	52218	54218	54218 U	9050	26200	1400	2200
	75	155	88	97.2	106	2.5	1.5	52318	54318	54318 U	16900	44000	1100	1600
	70	190	135	143.4	157	3.5	2	52418	54418	54418 U	26000	70000	800	1200
100	85	150	67	72.8	81	2	1.5	52220	54220	54220 U	10700	31500	1300	1900
	85	170	97	105.4	115	2.5	1.5	52320	54320	54320 U	18800	50500	1000	1500
	80	210	150	160	176	4	2	52420	54420	54420 U	29300	83000	710	1100
110	95	160	67	71.4	81	2	1.5	52222	54222	54222 U	10800	33500	1200	1900
	95	190	110	118.4	128	3	1.5	52322	54322	54322 U	22300	63500	900	1300
	90	230	166	-	-	4	2	52422	-	-	32500	97500	630	950
120	100	170	68	71.6	82	2	2	52224	54224	54224 U	11200	36500	1200	1800
	100	210	123	131.2	143	3.5	2	52324	54324	54324 U	25900	78500	800	1200
	95	250	177	-	-	5	2.5	52424	-	-	38000	118000	600	850
130	110	190	80	85.8	96	2.5	2	52226	54226	54226 U	14600	46500	1100	1600
	110	225	130	-	-	3.5	2	52326	-	-	27600	86500	750	1100
	100	270	192	-	-	5	3	52426	-	-	41500	134000	530	800
140	120	200	81	86.2	99	2.5	2	52228	54228	54228 U	14800	48500	1000	1500
	120	240	140	-	-	3.5	2	52328	-	-	29300	95000	670	1000
	110	280	196	-	-	5	3	52428	-	-	43500	148000	530	750
150	130	215	89	95.6	109	2.5	2	52230	54230	54230 U	18900	62000	950	1400
	130	250	140	-	-	3.5	2	52330	-	-	30500	101000	670	1000
	120	300	209	-	-	5	3	52430	-	-	49000	170000	480	710
160	140	225	90	97.4	110	2.5	2	52232	54232	54232 U	19800	68000	900	1300
	140	270	153	-	-	4	2	52332	-	-	35500	124000	600	900
	130	320	226	-	-	6	3	52432	-	-	51000	187000	450	670