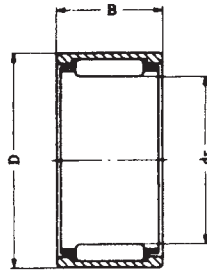


針狀軸承

TA

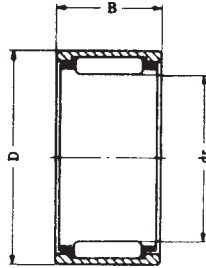
薄殼型針狀軸承



規格 TA	主要寸法(mm)			重量 (g)	基本動 定格荷重 C(kg)
	dr	D	B		
TA 810	8	15	10	6.1	360
TA 815	8	15	15	9.4	560
TA 820	8	15	20	12.7	780
TA 912	9	16	12	8.1	520
TA 916	9	16	16	11	670
TA 1010	10	17	10	7.2	440
TA 1012	10	17	12	8.8	570
TA 1015	10	17	15	11.1	680
TA 1020	10	17	20	15.1	950
TA 1212	12	19	12	9.9	620
TA 1215	12	19	15	12.5	740
TA 1220	12	19	20	17	1040
TA 1225	12	19	25	21.5	1310
TA 1416	14	22	16	19.5	1020
TA 1420	14	22	20	24.5	1320
TA 1510	15	22	10	10.9	570
TA 1512	15	22	12	13.2	720
TA 1515	15	22	15	16.7	870
TA 1520	15	22	20	22.5	1210
TA 1525	15	22	25	28	1530
TA 1616	16	24	16	21.5	1070
TA 1620	16	24	20	27	1390
TA 1715	17	24	15	18.6	950
TA 1720	17	24	20	25	1330

TA

薄殼型針狀軸承

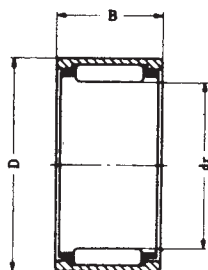


規格 TA	主要寸法(mm)			重量 (g)	基本動 定格荷重 C(kg)
	dr	D	B		
TA 1725	17	24	25	31.5	1680
TA 1813	18	25	13	16.7	910
TA 1815	18	25	15	19.5	990
TA 1817	18	25	17	22	1150
TA 1819	18	25	19	25	1310
TA 1820	18	25	20	26	1380
TA 1825	18	25	25	33	1750
TA 1916	19	27	16	24.5	1180
TA 1920	19	27	20	31	1530
TA 2015	20	27	15	21	1020
TA 2020	20	27	20	28	1420
TA 2025	20	27	25	35.5	1800
TA 2030	20	27	30	43	2150
TA 202820	20	28	20	32.5	1600
TA 2116	21	29	16	26.5	1290
TA 2120	21	29	20	34	1670
TA 2210	22	29	10	14.9	710
TA 2215	22	29	15	23	1090
TA 2220	22	29	20	31	1520
TA 2225	22	29	25	38	1850
TA 2230	22	29	30	40	2210
TA 223016	22	30	16	27.5	1290
TA 223020	22	30	20	34.5	1660
TA 2420	24	31	20	33.5	1610

針狀軸承

TA

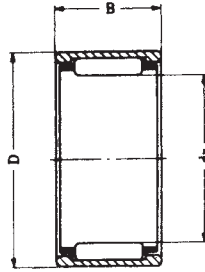
薄殼型針狀軸承



規格 TA	主要寸法(mm)			重量 (g)	基本動 定格荷重 C(kg)
	dr	D	B		
TA 2428	24	31	28	47	2280
TA 243216	24	32	16	30	1380
TA 243220	24	32	20	37.5	1780
TA 2510	25	33	10	18.6	840
TA 2515	25	33	15	29	1320
TA 2520	25	33	20	39	1840
TA 2525	25	33	25	48.5	2240
TA 2530	25	33	30	58.5	2690
TA 2616	26	34	16	32	1470
TA 2620	26	34	20	40.5	1900
TA 2820	28	37	20	47.5	2020
TA 2830	28	37	30	72.5	3060
TA 2920	29	38	20	49.5	2100
TA 2930	29	38	30	75.5	3180
TA 3013	30	40	13	35.5	1360
TA 3015	30	40	15	41.5	1650
TA 3020	30	40	20	56.5	2330
TA 3025	30	40	25	71.5	2960
TA 3030	30	40	30	85	3400
TA 3220	32	42	20	59.5	2400
TA 3230	32	42	30	91.5	3660
TA 3512	35	45	12	37.5	1490
TA 3515	35	45	15	47.5	1820
TA 3520	35	45	20	64.5	2560

TA

薄殼型針狀軸承

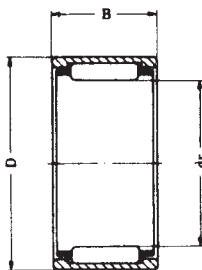


規格 TA	主要寸法(mm)			重量 (g)	基本動 定格荷重 C(kg)
	dr	D	B		
TA 3525	35	45	25	82	3250
TA 3530	35	45	30	98	3760
TA 3720	37	47	20	68	2630
TA 3730	37	47	30	103	3870
TA 3815	38	48	15	50.5	1860
TA 3820	38	48	20	69	2620
TA 3825	38	48	25	87	3320
TA 3830	38	48	30	106	3990
TAW 3845	38	48	45	155	5230
TA 4015	40	50	15	52.5	1910
TA 4020	40	50	20	72	2690
TA 4025	40	50	25	91	3410
TA 4030	40	50	30	110	4100
TA 4040	40	50	40	147	5080
TA 4520	45	55	20	80	2910
TA 4525	45	55	25	102	3690
TA 4530	45	55	30	123	4430
TA 4540	45	55	40	164	5510
TA 5012	50	62	12	58	1790
TA 5015	50	62	15	67.5	2490
TA 5020	50	62	20	104	3560
TA 5025	50	62	25	133	4540
TA 5030	50	62	30	162	5470
TA 5040	50	62	40	215	6820

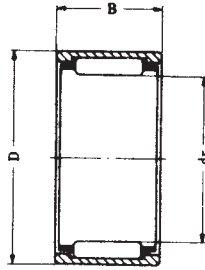
針狀軸承

TA

薄殼型針狀軸承



規格 TA	主要寸法(mm)			重量 (g)	基本動 定格荷重 C(kg)
	dr	D	B		
TAW 5045	50	62	45	235	7130
TA 5520	55	67	20	113	3730
TA 5525	55	67	25	144	4760
TA 5530	55	67	30	175	5720
TA 5540	55	67	40	235	7150
TAW 5545	55	67	45	255	7470
TAW 5550	55	67	50	290	8490
TA 6025	60	72	25	157	5090
TA 6030	60	72	30	191	6120
TA 6040	60	72	40	255	7660
TAW 6045	60	72	45	280	7990
TAW 6050	60	72	50	325	9090
TA 6212	62	74	12	70.5	2030
TA 6525	65	77	25	168	5230
TA 6530	65	77	30	205	6290
TAW 6545	65	77	45	300	8200
TAW 6550	65	77	50	340	9330
TA 7025	70	82	25	179	5420
TA 7030	70	82	30	220	6520
TA 7040	70	82	40	290	8200
TAW 7050	70	82	50	360	9670

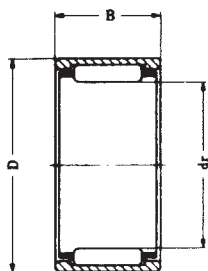


規格 TLA	主要寸法(mm)			重量 (g)	基本動 定格荷重 C(kg)
	dr	D	B		
TLA 48	4	8	8	1.54	150
TLA 59	5	9	9	2	210
TLA 69	6	10	9	2.3	230
TLA 79	7	11	9	2.6	270
TLA 810	8	12	10	3.3	350
TLA 910	9	13	10	3.6	370
TLA 912	9	13	12	4.3	450
TLA 1010	10	14	10	3.9	410
TLA 1012	10	14	12	4.7	500
TLA 1015	10	14	15	6	630
TLA 1210	12	16	10	4.6	460
TLA 1212	12	18	12	9.1	610
TLA 1312	13	19	12	6.7	640
TLA 1412	14	20	12	10.3	670
TLA 1416	14	20	16	13.8	870
TLA 1512	15	21	12	10.9	700
TLA 1516	15	21	16	14.7	900
TLA 1522	15	21	22	20.5	1280
TLA 1612	16	22	12	11.5	730
TLA 1616	16	22	16	15.6	940
TLA 1622	16	22	22	21.5	1330
TLA 1712	17	23	12	12.1	750
TLA 1812	18	24	12	12.7	780
TLA 1816	18	24	16	17.2	1000

針狀軸承

TLA

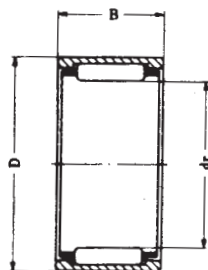
薄殼型針狀軸承



規格 TLA	主要寸法(mm)			重量 (g)	基本動 定格荷重 C(kg)
	dr	D	B		
TLA 2012	20	26	12	13.9	820
TLA 2016	20	26	16	18.8	1070
TLA 2020	20	26	20	23.5	1370
TLA 2030	20	26	30	36	2050
TLA 2212	22	28	12	15.1	870
TLA 2216	22	28	16	20.5	1130
TLA 2220	22	28	20	25.5	1450
TLA 2512	25	32	12	20	960
TLA 2516	25	32	16	27	1250
TLA 2520	25	32	20	34	1610
TLA 2526	25	32	26	44.5	2110
TLAW 2538	25	32	38	63.5	2760
TLA 2816	28	35	16	30	1360
TLA 2820	28	35	20	38	1740
TLA 3012	30	37	12	23.5	1060
TLA 3016	30	37	16	32	1380
TLA 3018	30	37	18	36	1580
TLA 3020	30	37	20	40	1780
TLA 3026	30	37	26	52.5	2330
TLAW 3038	30	37	38	74.5	3040
TLA 3512	35	42	12	27	1170
TLA 3516	35	42	16	37	1530
TLA 3520	35	42	20	46.5	1970
TLA 4012	40	47	12	30.5	1260

TLA

薄殼型針狀軸承



規格 TLA	主要寸法(mm)			重量 (g)	基本動 定格荷重 C(kg)
	dr	D	B		
TLA 4016	40	47	16	41.5	1640
TLA 4020	40	47	20	51	2110
TLA 4516	45	52	16	46	1730
TLA 4520	45	52	20	58	2230
TLA 5020	50	58	20	72.5	2730
TLA 5025	50	58	25	92	3450
TLA 5520	55	63	20	80.5	2830
TLA 5525	55	63	25	101	3580

